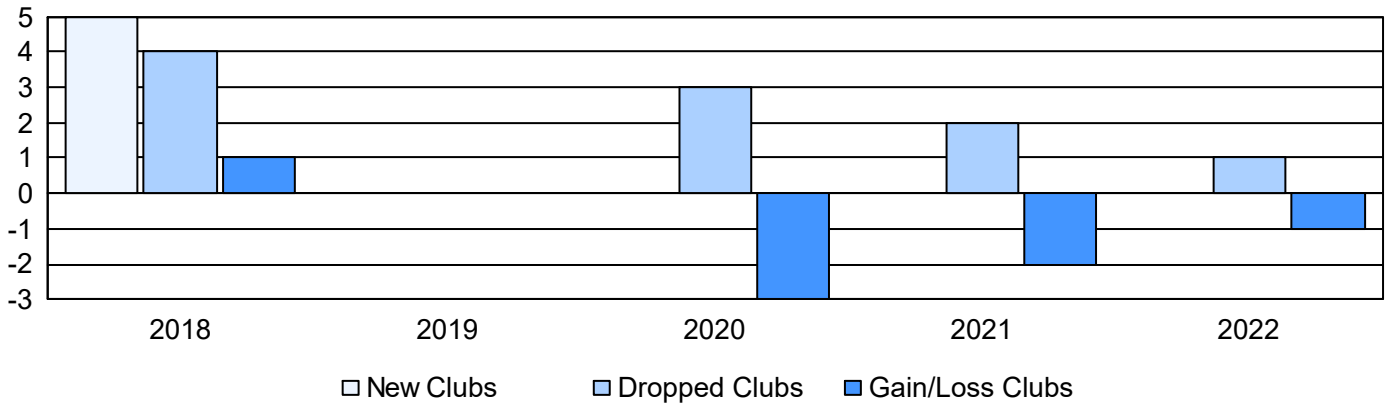
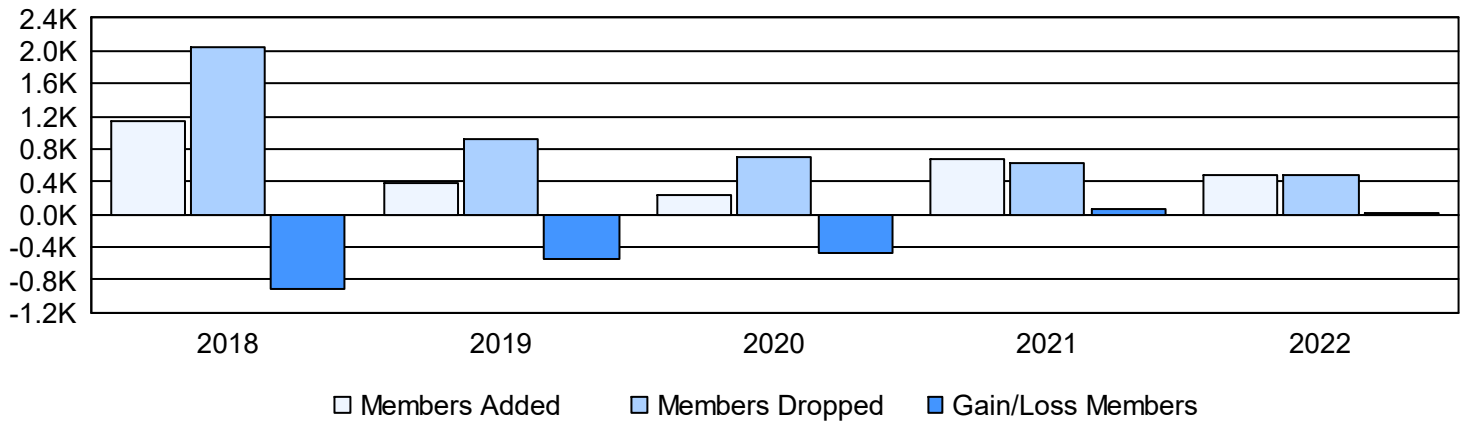


Year	New Clubs	Dropped Clubs	Gain/ Loss Clubs	New Members	Charter Members	Reinstate Members	Transfer Members	Total Member Added	Total Members Dropped	Gain/ Loss Members
2017-2018	5	4	1	510	377	208	35	1,130	2,038	-908
2018-2019	0	0	0	192	70	63	52	377	919	-542
2019-2020	0	3	-3	0	106	65	63	234	694	-460
2020-2021	0	2	-2	467	58	29	135	689	621	68
2021-2022	0	1	-1	369	59	45	17	490	483	7
Average	1	2	-1	308	134	82	60	584	951	-367

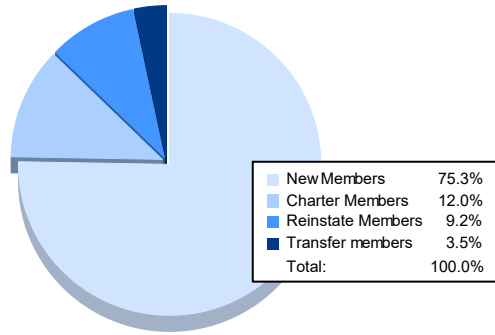
Clubs



Members



Membership Composition June 2022 Cumulative



Gender Composition June 2022 Cumulative

